



WECON SHUKRANA



WECON SHUKRANA





WECON SHUKRANA

WECON SHUKRANA Located in the tranquility of Panchlaish "Wecon Shukrana" meets all of the criteria for being the ideal place to live. This project promises to provide residents with a high-end lifestyle complete with modern facilities and services. It has a stunning view of a lovely residential area.



MISSION STATEMENT



A visionary developer can play a crucial role in shaping the future of the next generation at a time when we are experiencing huge population and urban sprawling.

There is a zeal and thirst to dig out new vision in real estate sector in the 21st century. In our perspective the need is very much crucial. WECON is determined to break the dead lock in order to usher in a new era of real estate arena. We are committed to build a society in which our dynamic expert architects and designers will contribute to the perfection.

We focus on client satisfaction fulfilling requirements beyond their expectations. The latest building technology and design concepts lead towards the best quality work to be delivered on time and within budget.


WECON SHUKRANA


A well-designed apartment building displays the architect's awareness of nature and setting, maximizing the use of interior spaces and opening up the flat to its surroundings. Wecon Shukrana is surrounded by excellent facilities that have a deep sense of community at its core.

This project is not just a luxurious apartment, but a unique blend of elegantly-planned residences around the tranquility of nature. With extraordinary attention to detail, great equipment, and breathtaking views of the lovely residential area, it provides authentic living without compromise. The way the rooms interact with the outdoors and the spaces flow between inner and outside combining the environment with the apartments are all characteristics of a well-designed apartment building.

As developers, we feel that we are developing living environments that are close to nature rather than just structures or places.



PROJECT AT A GLANCE



PROJECT NAME: WECON SHUKRANA

PROJECT ADDRESS: 20/C K.B. Fazlul Kader Road, Panchlaish, Chattogram

NATURE: Residential

STORIED: Basement 1 & 2 + G + Mezzanine +10 Floors

LAND AREA: 13.5 Katha

FACING: South-West-North

NO OF APARTMENTS: 30 Nos.

NO OF ELEVATOR/LIFT: 2 No.

APARTMENT SIZE: 2475 sft. 2450sft. 1750sft.

*APARTMENT CONTAINS: 4 and 3 Bedroom, 5 Bath
Servant Bed, Dressing Room with Master Bed*

CDA APPROVAL: 319/01/2020-2021/1021









































LOCATION MAP



Wecon Shukrana is located in Panchlaish, one of the Chattogram's most serene residential neighborhoods. It is in a convenient location, with hospitals, schools, shopping malls, restaurants, and parks nearby. The neighborhood amenities make this a great location to live. It also has a peaceful view that allows for plenty of natural light and cross-ventilation.

The best feature of Wecon Shukrana is that it is next to Chittagong Medical College, making it the most convenient location, especially given the on-going pandemic.

	CHATTOGRAM MEDICAL COLLEGE	01 MINS	
	EPIC HEALTH CARE	01 MINS	
	LANCET HOSPITAL	01 MINS	
	AIYUB BACCHU CIRCLE	02 MINS	
	MIMI SUPER MARKET	03 MINS	
	PANCHLAISH MODEL POLICE STATION	05 MINS	
	PARKVIEW HOSPITAL LTD.	05 MINS	
	AFMI PLAZA	03 MINS	
	AGORA SUPER SHOP	03 MINS	
	LABAID	05 MINS	
	CHEVRON	02 MINS	
	EASTERN BANK LTD.	01 MINS	
	SONALI BANK LTD.	01 MINS	
	MASTERMIND INTERNATIONAL SCHOOL	04 MINS	
	CHITTAGONG GRAMMAR SCHOOL	05 MINS	
	MEENA BAZAR	06 MINS	
	BALI ARCADE CHAWK BAZAR	08 MINS	
	2 NUMBER GATE BIPOLOB UDDAN	06 MINS	
	GEC CONVENTION CENTRE	10 MINS	
	SWAPNO SUPER SHOP	05 MINS	
	CHATTOGRAM RAILWAY STATION	15 MINS	
	P2P HEAD OFFICE	05 MINS	



ALBUM ON
DIFFERENT VIEWS

The term apartment speaks of so much more than we anticipated. It speaks of the art of designing, the art of planning and the art of space making.





*With an aesthetically pleasing exterior, it masters the art of detailing.
The elegant simplicity makes it look appealing and extravagant.*



ALBUM ON
DIFFERENT VIEWS





ALBUM ON
DIFFERENT VIEWS



LOBBY

Making the first impression worth remembering. The lobby defines aristocracy in its design ensuring perfection in every detail.



WAITING LOUNGE & RECEPTION

Enjoy the spectacular ambience and beautiful interiors that fit perfectly for meetings or lounging.





INDOOR GAMES

The perfect designated area for playing snooker, resting, and entertaining visitors





CHILDREN'S PLAY ZONE

An ideal place for children to play without having to leave their house.





BADMINTON COURT

The badminton court is an ideal spot for both adults and children to enjoy an outdoor game. It is a great source of both physical fitness and entertainment.





BAR-B-Q AREA

A separate Bar-B-Q area on the rooftop is ideal for enjoying a wonderful meal with family and friends.



INDOOR GYM & SWIMMING POOL

A fully equipped gym and a beautiful rooftop swimming pool provide residents with the best experience of staying fit mentally and physically.





WECON SHUKRANA

SEMI BASMENT FLOOR PLAN

BASEMENT PARKING -19 NOS



- WAITING SPACE ■
- STAIR ■
- DRIVER'S WAITING ■
- BED LIFT ■
- PASSENGER LIFT ■
- SEPTIC TANK ■



ROOF TOP COMMON AREA V.HALL			ROOF TOP LEVEL
UNIT - A 2475 SFT	UNIT - B 2480 SFT	UNIT - C 1750 SFT	LEVEL 13
UNIT - A 2475 SFT	UNIT - B 2480 SFT	UNIT - C 1750 SFT	LEVEL 12
UNIT - A 2475 SFT	UNIT - B 2480 SFT	UNIT - C 1750 SFT	LEVEL 11
UNIT - A 2475 SFT	UNIT - B 2480 SFT	UNIT - C 1750 SFT	LEVEL 10
UNIT - A 2475 SFT	UNIT - B 2480 SFT	UNIT - C 1750 SFT	LEVEL 09
UNIT - A 2475 SFT	UNIT - B 2480 SFT	UNIT - C 1750 SFT	LEVEL 08
UNIT - A 2475 SFT	UNIT - B 2480 SFT	UNIT - C 1750 SFT	LEVEL 07
UNIT - A 2475 SFT	UNIT - B 2480 SFT	UNIT - C 1750 SFT	LEVEL 06
UNIT - A 2475 SFT	UNIT - B 2480 SFT	UNIT - C 1750 SFT	LEVEL 05
UNIT - A 2475 SFT	UNIT - B 2480 SFT	UNIT - C 1750 SFT	LEVEL 04
UNIT - A 2475 SFT	UNIT - B 2480 SFT	UNIT - C 1750 SFT	LEVEL 03
UNIT - A 2475 SFT	UNIT - B 2480 SFT	UNIT - C 1750 SFT	LEVEL 02
PARKING LEVEL 01			BASEMENT 01
BASEMENT 02			

WECON SHUKRANA GROUND FLOOR PLAN



- WAITING LOUNGE ■
- STAIR ■
- PUMP ROOM ■
- BED LIFT ■
- PASSENGER LIFT ■
- GUARD ROOM ■
- INDOOR GAMES ■
- TOILET ZONE ■
- FOUNTAIN ■
- CHILD PLAY AREA ■
- BADMINTON COURT ■


ROOF TOP COMMON AREA V.HALL			ROOF TOP LEVEL
UNIT - A 2475 SFT	UNIT - B 2480 SFT	UNIT - C 1750 SFT	LEVEL 13
UNIT - A 2475 SFT	UNIT - B 2480 SFT	UNIT - C 1750 SFT	LEVEL 12
UNIT - A 2475 SFT	UNIT - B 2480 SFT	UNIT - C 1750 SFT	LEVEL 11
UNIT - A 2475 SFT	UNIT - B 2480 SFT	UNIT - C 1750 SFT	LEVEL 10
UNIT - A 2475 SFT	UNIT - B 2480 SFT	UNIT - C 1750 SFT	LEVEL 09
UNIT - A 2475 SFT	UNIT - B 2480 SFT	UNIT - C 1750 SFT	LEVEL 08
UNIT - A 2475 SFT	UNIT - B 2480 SFT	UNIT - C 1750 SFT	LEVEL 07
UNIT - A 2475 SFT	UNIT - B 2480 SFT	UNIT - C 1750 SFT	LEVEL 06
UNIT - A 2475 SFT	UNIT - B 2480 SFT	UNIT - C 1750 SFT	LEVEL 05
UNIT - A 2475 SFT	UNIT - B 2480 SFT	UNIT - C 1750 SFT	LEVEL 04
UNIT - A 2475 SFT	UNIT - B 2480 SFT	UNIT - C 1750 SFT	LEVEL 03
UNIT - A 2475 SFT	UNIT - B 2480 SFT	UNIT - C 1750 SFT	LEVEL 02
PARKING LEVEL 01			LEVEL 01
BASEMENT 02			BASEMENT 01




WECON SHUKRANA MEZZANINE FLOOR PLAN



- STAIR 17'-10"X12'-9" ■
- LIFT 6'-6"X7'-6" ■
- COMMUNITY HALL 30'-10"X24'-8" ■
- BED LIFT 6'-8"X8'-6" ■
- TOILET & ABLUTION 17'-5"X8'-4" ■
- TOILET 4'-6"X3'-9" ■
- TOILET 7'-5"X3'-9" ■
- PRAYER SPACE (MALE) 23'-8"X16'-4" ■
- PRAYER SPACE (FEMALE) 11'-9"X16'-4" ■
- LIBRARY CUM MOVIE HALL 27'-10"X12'-11" ■
- ELECTRO MECHANICAL ROOM 24'-8"X13'-3" ■
- GYM 31'-7"X16'-2" ■



WECON SHUKRANA TYPICAL FLOOR PLAN




- LIFT & STAIR LOBBY ■
- STAIR ■
- PUMP ROOM ■
- UNIT - A ■
- UNIT - B ■
- UNIT - C ■



ROOF TOP COMMON HALL			ROOF TOP LEVEL
UNIT - A 2475 SFT	UNIT - B 2480 SFT	UNIT - C 1750 SFT	LEVEL 13
UNIT - A 2475 SFT	UNIT - B 2480 SFT	UNIT - C 1750 SFT	LEVEL 12
UNIT - A 2475 SFT	UNIT - B 2480 SFT	UNIT - C 1750 SFT	LEVEL 11
UNIT - A 2475 SFT	UNIT - B 2480 SFT	UNIT - C 1750 SFT	LEVEL 10
UNIT - A 2475 SFT	UNIT - B 2480 SFT	UNIT - C 1750 SFT	LEVEL 09
UNIT - A 2475 SFT	UNIT - B 2480 SFT	UNIT - C 1750 SFT	LEVEL 08
UNIT - A 2475 SFT	UNIT - B 2480 SFT	UNIT - C 1750 SFT	LEVEL 07
UNIT - A 2475 SFT	UNIT - B 2480 SFT	UNIT - C 1750 SFT	LEVEL 06
UNIT - A 2475 SFT	UNIT - B 2480 SFT	UNIT - C 1750 SFT	LEVEL 05
UNIT - A 2475 SFT	UNIT - B 2480 SFT	UNIT - C 1750 SFT	LEVEL 04
UNIT - A 2475 SFT	UNIT - B 2480 SFT	UNIT - C 1750 SFT	LEVEL 03
UNIT - A 2475 SFT	UNIT - B 2480 SFT	UNIT - C 1750 SFT	LEVEL 02
PARKING LEVEL 01			PARKING LEVEL 01
BASEMENT 02			BASEMENT 01

WECON SHUKRANA TYPICAL FLOOR PLAN AXONOMETRIC RENDERING



- LIFT & STAIR LOBBY ■
- STAIR ■
- PUMP ROOM ■
- UNIT - A ■
- UNIT - B ■
- UNIT - C ■

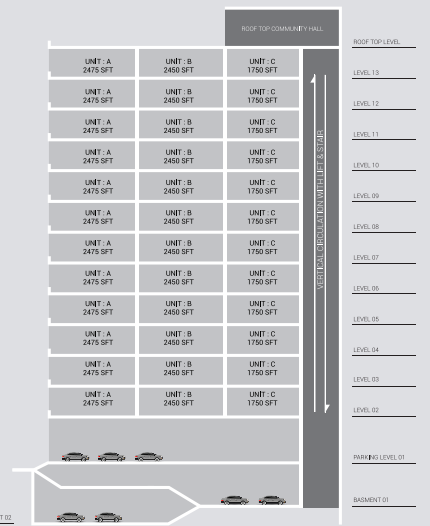
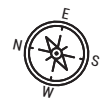


ROOF TOP COMMON HALL			ROOF TOP LEVEL
UNIT - A 2475 SFT	UNIT - B 2480 SFT	UNIT - C 1750 SFT	LEVEL 13
UNIT - A 2475 SFT	UNIT - B 2480 SFT	UNIT - C 1750 SFT	LEVEL 12
UNIT - A 2475 SFT	UNIT - B 2480 SFT	UNIT - C 1750 SFT	LEVEL 11
UNIT - A 2475 SFT	UNIT - B 2480 SFT	UNIT - C 1750 SFT	LEVEL 10
UNIT - A 2475 SFT	UNIT - B 2480 SFT	UNIT - C 1750 SFT	LEVEL 09
UNIT - A 2475 SFT	UNIT - B 2480 SFT	UNIT - C 1750 SFT	LEVEL 08
UNIT - A 2475 SFT	UNIT - B 2480 SFT	UNIT - C 1750 SFT	LEVEL 07
UNIT - A 2475 SFT	UNIT - B 2480 SFT	UNIT - C 1750 SFT	LEVEL 06
UNIT - A 2475 SFT	UNIT - B 2480 SFT	UNIT - C 1750 SFT	LEVEL 05
UNIT - A 2475 SFT	UNIT - B 2480 SFT	UNIT - C 1750 SFT	LEVEL 04
UNIT - A 2475 SFT	UNIT - B 2480 SFT	UNIT - C 1750 SFT	LEVEL 03
UNIT - A 2475 SFT	UNIT - B 2480 SFT	UNIT - C 1750 SFT	LEVEL 02
PARKING LEVEL 01			PARKING LEVEL 01
BASEMENT 02			BASEMENT 01

WECON SHUKRANA UNIT - A FLOOR PLAN SIZE - 2475 sft



- FOYER 5'-0" X 13'-0" ■
- LIVING 16'-6" X 12'-1" ■
- GREEN VER. 3'-7" X 9'-1" ■
- KITCHEN 11'-0" X 8'-0" ■
- KITCHEN VER. 4'-5" X 5'-0" ■
- S. BED 7'-0" X 5'-2" ■
- S. TOILET 4'-0" X 4'-7" ■
- DINING 12'-0" X 15'-0" ■
- FAMILY LIVING 12'-0" X 10'-0" ■
- GREEN VER. 7'-0" X 4'-0" ■
- MASTER BED 12'-6" X 15'-6" ■
- DRESS 5'-3" X 5'-0" ■
- A TOILET 5'-3" X 9'-7" ■
- VERANDAH 10'-0" X 4'-6" ■
- BED - 02 11'-4" X 14'-0" ■
- A TOILET 10'-0" X 4'-6" ■
- BED - 03 11'-4" X 13'-0" ■
- A. TOILET 4'-7" X 8'-4" ■



WECON SHUKRANA UNIT - A FLOOR PLAN AXONOMETRIC RENDERING



- FOYER 5'-0"X13'-0" ■
- LIVING 16'-6"X12'-1" ■
- GREEN VER. 3'-7"X9'-1" ■
- KITCHEN 11'-0"X8'-0" ■
- KITCHEN VER. 4'-5"X5'-0" ■
- S. BED 7'-0"X5'-2" ■
- S. TOILET 4'-0"X4'-7" ■
- DINING 12'-0"X15'-0" ■
- FAMILY LIVING 12'-0" X 10'-0" ■
- GREEN VER 7'-0"X4'-0" ■
- MASTER BED 12'-6"X15'-6" ■
- DRESS 5'-3"X5'-0" ■
- A TOILET 5'-3"X9'-7" ■
- VERANDAH 10'-0"X4'-6" ■
- BED - 02 11'-4"X14'-0" ■
- A TOILET 10'-0"X4'-6" ■
- BED -03 11'-4"X13'-0" ■
- A. TOILET 4'-7"X8'-4" ■



ROOF TOP COMMON AREA HALL			ROOF TOP LEVEL
UNIT - A 2475 SFT	UNIT - B 2480 SFT	UNIT - C 1750 SFT	LEVEL 13
UNIT - A 2475 SFT	UNIT - B 2480 SFT	UNIT - C 1750 SFT	LEVEL 12
UNIT - A 2475 SFT	UNIT - B 2480 SFT	UNIT - C 1750 SFT	LEVEL 11
UNIT - A 2475 SFT	UNIT - B 2480 SFT	UNIT - C 1750 SFT	LEVEL 10
UNIT - A 2475 SFT	UNIT - B 2480 SFT	UNIT - C 1750 SFT	LEVEL 09
UNIT - A 2475 SFT	UNIT - B 2480 SFT	UNIT - C 1750 SFT	LEVEL 08
UNIT - A 2475 SFT	UNIT - B 2480 SFT	UNIT - C 1750 SFT	LEVEL 07
UNIT - A 2475 SFT	UNIT - B 2480 SFT	UNIT - C 1750 SFT	LEVEL 06
UNIT - A 2475 SFT	UNIT - B 2480 SFT	UNIT - C 1750 SFT	LEVEL 05
UNIT - A 2475 SFT	UNIT - B 2480 SFT	UNIT - C 1750 SFT	LEVEL 04
UNIT - A 2475 SFT	UNIT - B 2480 SFT	UNIT - C 1750 SFT	LEVEL 03
UNIT - A 2475 SFT	UNIT - B 2480 SFT	UNIT - C 1750 SFT	LEVEL 02
PARKING LEVEL 01			PARKING LEVEL 01
BASEMENT 02			BASEMENT 01

WECON SHUKRANA UNIT - B FLOOR PLAN AXONOMETRIC RENDERING



- FOYER 4'-8"X12'-0" ■
- LIVING 16'-6"X12'-1" ■
- GREEN VER. 4'-0"X9'-6" ■
- KITCHEN 11'-0"X8'-0" ■
- KITCHEN VER. 4'-5"X5'-0" ■
- S. BED 4'-0"X5'-2" ■
- S. TOILET 4'-0"X4'-7" ■
- DINING 12'-0"X15'-0" ■
- FAMILY LIVING 12'-0" X 10'-0" ■
- GREEN VER 7'-0"X4'-0" ■
- MASTER BED 12'-6"X15'-6" ■
- DRESS 5'-3"X5'-0" ■
- A TOILET 5'-3"X9'-7" ■
- VERANDAH 10'-0"X4'-6" ■
- BED - 02 11'-4"X14'-0" ■
- A TOILET 10'-0"X4'-6" ■
- BED -03 11'-4"X12'-0" ■
- A. TOILET 4'-7"X8'-4" ■

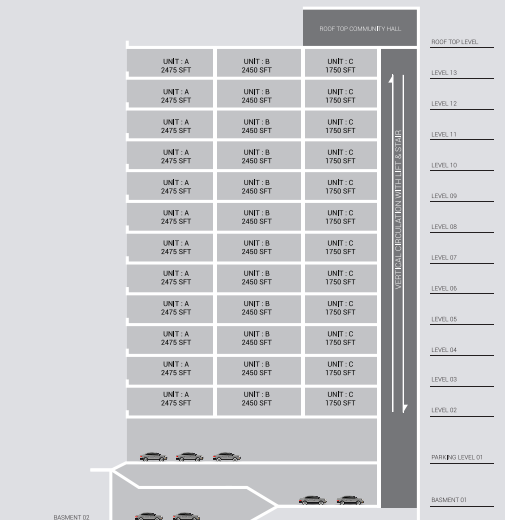


ROOF TOP COMMON AREA / HALL			ROOF TOP LEVEL
UNIT - A 2475 SFT	UNIT - B 2480 SFT	UNIT - C 1750 SFT	LEVEL 13
UNIT - A 2475 SFT	UNIT - B 2480 SFT	UNIT - C 1750 SFT	LEVEL 12
UNIT - A 2475 SFT	UNIT - B 2480 SFT	UNIT - C 1750 SFT	LEVEL 11
UNIT - A 2475 SFT	UNIT - B 2480 SFT	UNIT - C 1750 SFT	LEVEL 10
UNIT - A 2475 SFT	UNIT - B 2480 SFT	UNIT - C 1750 SFT	LEVEL 09
UNIT - A 2475 SFT	UNIT - B 2480 SFT	UNIT - C 1750 SFT	LEVEL 08
UNIT - A 2475 SFT	UNIT - B 2480 SFT	UNIT - C 1750 SFT	LEVEL 07
UNIT - A 2475 SFT	UNIT - B 2480 SFT	UNIT - C 1750 SFT	LEVEL 06
UNIT - A 2475 SFT	UNIT - B 2480 SFT	UNIT - C 1750 SFT	LEVEL 05
UNIT - A 2475 SFT	UNIT - B 2480 SFT	UNIT - C 1750 SFT	LEVEL 04
UNIT - A 2475 SFT	UNIT - B 2480 SFT	UNIT - C 1750 SFT	LEVEL 03
UNIT - A 2475 SFT	UNIT - B 2480 SFT	UNIT - C 1750 SFT	LEVEL 02
PARKING LEVEL 01			PARKING LEVEL 01
BASEMENT 02			BASEMENT 01

WECON SHUKRANA UNIT - C FLOOR PLAN SIZE - 1750 sft



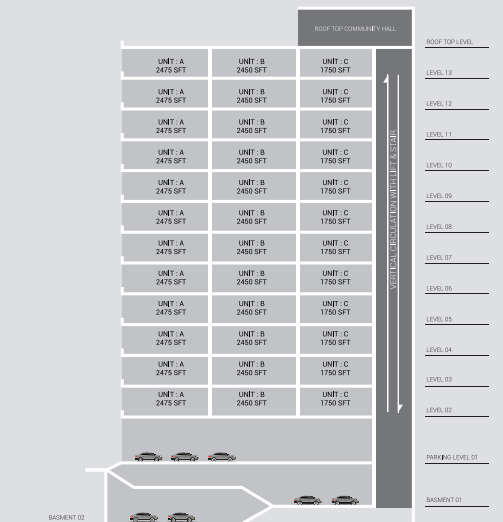
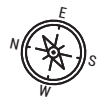
- FOYER 14'-0"X4'-6" ■
- LIVING 14'-0"X12'-0" ■
- FAMILY LIVING 9'-0" X 11'-0" ■
- GREEN VER. 9'-0"X3'-3" ■
- MASTER BED 12'-0"X14'-0" ■
- VERANDAH 4'-6"X6'-6" ■
- A TOILET 4'-6"X7'-6" ■
- DINING 14'-0"X11'-0" ■
- KITCHEN 9'-7"X7'-6" ■
- KITCHEN VER. 4'-5"X3'-6" ■
- S. TOILET 4'-0"X4'-0" ■
- BED - 02, 13'-3"X11'-0" ■
- A TOILET 4'-6"X7'-6" ■
- VERANDAH 4'-0"X6'-6" ■
- BED - 03, 13'-0"X11'-0" ■
- A. TOILET 4'-6"X7'-6" ■



WECON SHUKRANA UNIT - A FLOOR PLAN AXONOMETRIC RENDERING



- FOYER 14'-0"X4'-6" ■
- LIVING 14'-0"X12'-0" ■
- FAMILY LIVING 9'-0" X 11'-0" ■
- GREEN VER. 9'-0"X3'-3" ■
- MASTER BED 12'-0"X14'-0" ■
- VERANDAH 4'-6"X6'-6" ■
- A TOILET 4'-6"X7'-6" ■
- DINING 14'-0"X11'-0" ■
- KITCHEN 9'-7"X7'-6" ■
- KITCHEN VER. 4'-5"X3'-6" ■
- S. TOILET 4'-0"X4'-0" ■
- BED - 02, 13'-3"X11'-0" ■
- A TOILET 4'-6"X7'-6" ■
- VERANDAH 4'-0"X6'-6" ■
- BED -03, 13'-0"X11'-0" ■
- A. TOILET 4'-6"X7'-6" ■





ROOFTOP GARDEN

An aesthetically pleasing area filled with greenery and serenity



Developer



WECON PROPERTIES LIMITED

HEAD OFFICE

687 Mehedibagh, Chattogram

CORPORATE OFFICE

CO : House 5/A, Road 25/A
Block-A, Banani, Dhaka-1212

HELLO

01709 66 50 70
01709 66 50 80

Consultant



HEAD OFFICE

687 Mehedibag, Chattogram

CORPORATE OFFICE

CO : House 5/A, Road 25/A
Block-A, Banani, Dhaka-1212

HELLO

01966 360 360
01932 360 360



DISCLAIMER

The information contained in this brochure and plan is subject to change as may be required by the authority or the project Architect without any prior notice. All measurements are approximate. All illustrations are artist's impression only. Furniture in the layout plan are only for clear understanding of the spatial quality of the apartment & are not included with the price of the apartment.

a **P2P** Company

MEMBER REHAB



CORPORATE OFFICE

CO : House 5/A, Road 25/A
Block-A, Banani, Dhaka-1212

HEAD OFFICE

687 Mehedibagh, Chattogram

HELLO

T : 031 2857110
M : 01709 66 50 70 , 01709 66 50 80
www.wecon.com.bd